

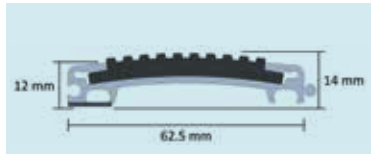
	12mm Grid		17mm Grid	
Maximum length per module	3000mm		3000mm	
Maximum width per module	750mm		750mm	
Maximum weight per module	23kg		23kg	
	Rubber	Textile	Rubber	Textile
Depth to height of aluminium	12mm	12mm	17mm	17mm
Depth to height of infill	14mm	18mm	19mm	23mm
Infill material	Ultragrip Safety Rubber	Burford/Coral Classic/ Coral Brush	Ultragrip Safety Rubber	Burford/Coral Classic/ Coral Brush
Construction	Closed		Closed	
Total weight	10.5kg/m <sup>2</sup>	Approx 9kg/m <sup>2</sup>	17.2kg/m <sup>2</sup>	Approx 15kg/m <sup>2</sup>
Max static load	100kg/m <sup>2</sup>		100kg/m <sup>2</sup>	
Fire behaviour EN ISO 9239-1	Ultragrip B <sub>fl</sub> s1		Textile B <sub>fl</sub> s1	
Dynamic load 2 wheels 80mm, 20,000 passes	200kg		200kg	
Ramp frame model	ARF 50		ARF 70	
Manufacturing method	Entrance flooring system with carriers and rubber infills	Entrance flooring system with carriers and textile infills	Entrance flooring system with carriers and rubber infills	Entrance flooring system with carriers and textile infills
Wiper material	Rubber	Needlefelt/PVC backed textile	Rubber	Needlefelt/PVC backed textile
Pile material	N/A	100% polypropylene (Burford) /100% polyamide (Coral)	N/A	100% polypropylene (Burford) /100% polyamide (Coral)

To find out more about how our Nuway ranges help to create better environments, please visit our web site and download the environmental data sheets [www.forbo-flooring.co.uk/cbedownloads](http://www.forbo-flooring.co.uk/cbedownloads)



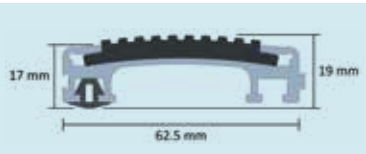
To see full range of inserts, please refer to page 3.0.8.

Nuway Grid 12mm




Nuway Grid 12mm with rubber or Ultragrip insert

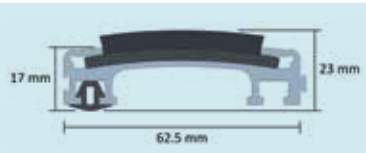
Nuway Grid 17mm



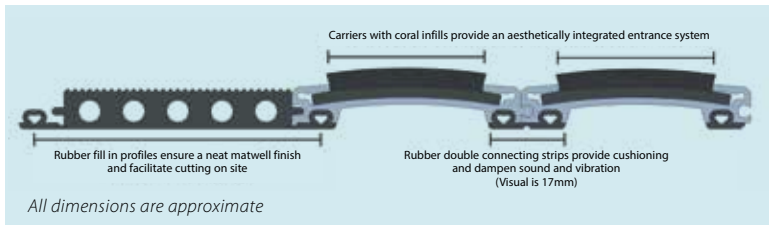
Nuway Grid 17mm with rubber or Ultragrip insert



Nuway Grid 12mm with textile insert



Nuway Grid 17mm with textile insert



All dimensions are approximate



CONSIDERATIONS

In very brightly lit areas the strong contrast between a light aluminium scraper bar and a dark wiper strip can sometimes create a strobe effect, which should be avoided.

To avoid disorientating pedestrians affected by this type of visual disturbance consider using a less contrasting insert.

Contact our Entrance Flooring Systems Customer Service team on **01773 740 688** to ensure compatibility.